

Robeco Sustainable Water D USD

Robeco Sustainable Water is an actively managed fund that invests globally in companies offering products and services across the water value chain. The selection of these stocks is based on fundamental analysis. The fund has sustainable investment as its objective, within the meaning of Article 9 of the Regulation (EU) 2019/2088 of 27 November 2019 on Sustainability-related disclosures in the financial sector. The strategy integrates sustainability criteria as part of the stock selection process and through a theme-specific sustainability assessment. The portfolio is built on the basis of an eligible investment universe that includes companies whose business models contribute to the thematic investment objectives. The assessment regarding relevant SDGs uses an internally developed framework, more information on which can be obtained at www.robeco.com/si. The fund's objective is also to achieve a better return than the index.



Dieter Küffer CFA, Jindapa (Amy) Wanner-Thavornsuk CFA
Fund manager since 28-09-2001

Performance

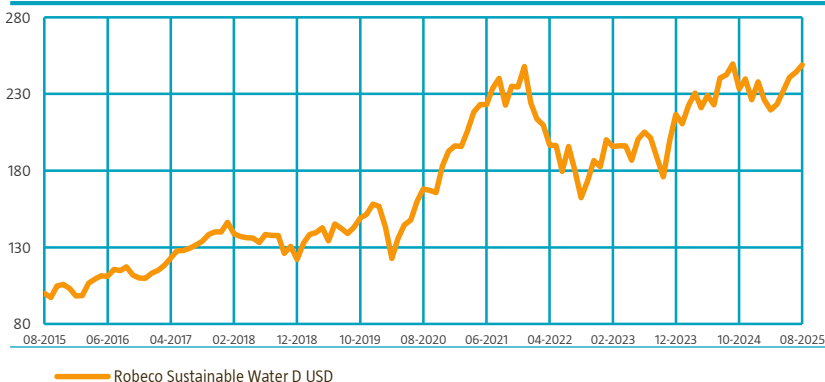
	Fund	Index
1 m	2.02%	2.61%
3 m	7.17%	8.41%
Ytd	10.11%	13.78%
1 Year	2.70%	15.68%
2 Years	11.21%	19.98%
3 Years	11.45%	18.50%
5 Years	8.19%	12.89%
10 Years	9.55%	11.65%
Since 10-2006	6.44%	8.08%

Annualized (for periods longer than one year)

Note: due to a difference in measurement period between the fund and the index, performance differences may arise. For further info, see last page.

Performance

Indexed value (until 31-08-2025) - Source: Robeco



Calendar year performance

	Fund	Index
2024	4.34%	18.67%
2023	18.72%	23.79%
2022	-26.36%	-18.14%
2021	28.69%	21.82%
2020	21.79%	15.90%
2022-2024	-3.02%	6.34%
2020-2024	7.41%	11.17%

Annualized (years)

Index

MSCI World Index TRN

General facts

Morningstar	★★★★
Type of fund	Equities
Currency	USD
Total size of fund	USD 2,988,337,940
Size of share class	USD 78,381,423
Outstanding shares	125,353
1st quotation date	29-10-2020
Close financial year	31-12
Ongoing charges	1.71%
Daily tradable	Yes
Dividend paid	No
Ex-ante tracking error limit	-
Management company	Robeco Institutional Asset Management B.V.

Sustainability profile

- Exclusions++
- ESG Integration
- Voting
- ESG Target

For more information on exclusions see <https://www.robeco.com/exclusions/>
For more information on target universe methodology see <https://www.robeco.com/si>

Not FDIC Insured

The value of your investment may fluctuate. Past performance is no guarantee of future results. Please visit www.robeco.com for more information, the Key Information Document and the prospectus. Not for distribution or dissemination to US investors.

For more information visit: www.robeco.com

Fund price

31-08-25	USD	625.29
High Ytd (22-08-25)	USD	634.58
Low Ytd (08-04-25)	USD	495.65

Fees

Management fee	1.50%
Performance fee	None
Service fee	0.16%

Legal status

Investment company with variable capital incorporated under Luxembourg law (SICAV)	
Issue structure	Open-end
UCITS V	Yes
Share class	D USD
This fund is a subfund of Robeco Capital Growth Funds, SICAV.	

Registered in

Austria, Finland, France, Germany, Ireland, Italy, Liechtenstein, Netherlands, Norway, Portugal, Singapore, Spain, Sweden, Switzerland, United Kingdom

Currency policy

The fund is allowed to pursue an active currency policy to generate extra returns and can engage in currency hedging transactions.

Risk management

Risk management is fully integrated into the investment process to ensure that positions always meet predefined guidelines.

Dividend policy

In principle the fund does not intend to distribute dividend and so both the income earned by the fund and its overall performance are reflected in its share price.

Fund codes

ISIN	LU2146191130
Bloomberg	ROSWEDU LX
WKN	A2QD3J
Valoren	55753641

Top 10 largest positions

Holdings

Agilent Technologies Inc
Veolia Environnement SA
Avantor Inc
Xylem Inc/NY
Tetra Tech Inc
Waters Corp
Ferguson Enterprises Inc
Veralto Corp
Halma PLC

IMI PLC

Total

Top 10/20/30 weights

TOP 10	33.10%
TOP 20	52.81%
TOP 30	68.65%

Statistics

	3 Years	5 Years
Tracking error ex-post (%)	8.87	8.55
Information ratio	-0.58	-0.33
Sharpe ratio	0.45	0.37
Alpha (%)	-6.07	-2.89
Beta	1.18	1.09
Standard deviation	18.89	18.99
Max. monthly gain (%)	13.77	13.77
Max. monthly loss (%)	-9.64	-9.64

Above mentioned ratios are based on gross of fees returns.

Hit ratio

	3 Years	5 Years
Months outperformance	16	30
Hit ratio (%)	44.4	50.0
Months Bull market	24	38
Months outperformance Bull	12	20
Hit ratio Bull (%)	50.0	52.6
Months Bear market	12	22
Months Outperformance Bear	4	10
Hit ratio Bear (%)	33.3	45.5

Above mentioned ratios are based on gross of fees returns.

Changes

This share class shows performance information prior to its launch date. On the launch date of this share class, the fund absorbed Multipartner SICAV - Robeco Sustainable Water Fund. Performance prior to the launch date has been simulated on the basis of the past performance of the absorbed fund that had similar investment policy and applied higher or comparable charges.

Asset allocation

Equity		96.7%
Cash		3.3%

Sector allocation**Deviation index**

Machinery		24.0%		22.1%
Life Sciences Tools & Services		19.2%		18.5%
Commercial Services & Supplies		12.1%		11.5%
Building Products		7.7%		7.1%
Trading Companies & Distributors		5.9%		5.1%
Construction & Engineering		5.9%		5.5%
Household Durables		4.8%		4.3%
Multi-Utilities		4.0%		3.3%
Water Utilities		3.9%		3.8%
Electronic Equipment, Instruments & Components		3.3%		2.5%
Software		2.7%		-6.0%
Chemicals		2.7%		1.3%
Other		3.9%		-78.8%

Regional allocation**Deviation index**

America		62.5%		-12.9%
Europe		28.7%		12.6%
Asia		8.9%		0.7%
Middle East		0.0%		-0.3%

Currency allocation**Deviation index**

U.S. Dollar		57.8%		-14.6%
Euro		14.7%		6.1%
Pound Sterling		10.7%		7.1%
Japanese Yen		7.2%		1.7%
Swiss Franc		4.3%		2.0%
Hong Kong Dollar		2.2%		1.7%
Korean Won		1.4%		1.4%
Swedish Kroner		1.3%		0.5%
Australian Dollar		0.4%		-1.3%
Singapore Dollar		0.0%		-0.4%
Canadian Dollar		0.0%		-3.3%
Other		0.0%		-0.9%

ESG Important information

The sustainability information in this factsheet can help investors integrate sustainability considerations in their process. This information is for informational purposes only. The reported sustainability information may not at all be used in relation to binding elements for this fund. A decision to invest should take into account all characteristics or objectives of the fund as described in the prospectus. The prospectus is available on request and free of charge on the Robeco website.

Sustainability

The fund's sustainable investment objective is to help mitigate the global challenges related to scarcity, quality, and allocation of water. Water and sustainability considerations are incorporated in the investment process by the means of a target universe definition, exclusions, ESG integration, and voting. The fund only invests in companies that have a significant thematic fit as per Robeco's thematic universe methodology. Through screening on both Robeco's internally developed SDG Framework and Robeco's exclusion policy, the fund does not invest in issuers that have a negative impact on the SDGs, are in breach of international norms or where products have been deemed controversial. Financially material ESG factors are integrated in the bottom-up fundamental investment analysis to assess existing and potential ESG risks and opportunities. The integration of ESG factors in the investment analysis does not have a sustainability indicator. In addition, where a stock issuer is flagged for breaching international standards in the ongoing monitoring, the issuer will become subject to exclusion. Lastly, the fund makes use of shareholder rights and applies proxy voting in accordance with Robeco's proxy voting policy.

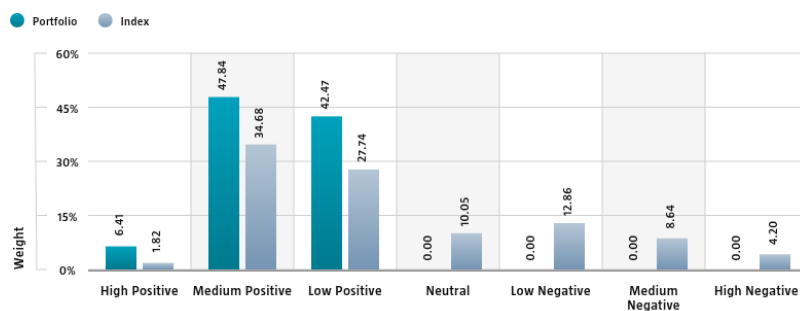
For more information please visit the sustainability-related disclosures.

The index used for all sustainability visuals is based on MSCI World Index TRN.

SDG Impact Alignment

This distribution across SDG scores shows the portfolio weight allocated to companies with a positive, negative and neutral impact alignment with the Sustainable Development Goals (SDG) based on Robeco's SDG Framework. The framework utilizes a three-step approach to assess a company's impact alignment with the relevant SDGs and assign a total SDG score. The score ranges from positive to negative impact alignment with levels from high, medium or low impact alignment. This results in a 7-step scale from -3 to +3. For comparison, index figures are provided alongside that of the portfolio. Only holdings mapped as corporates are included in the figures.

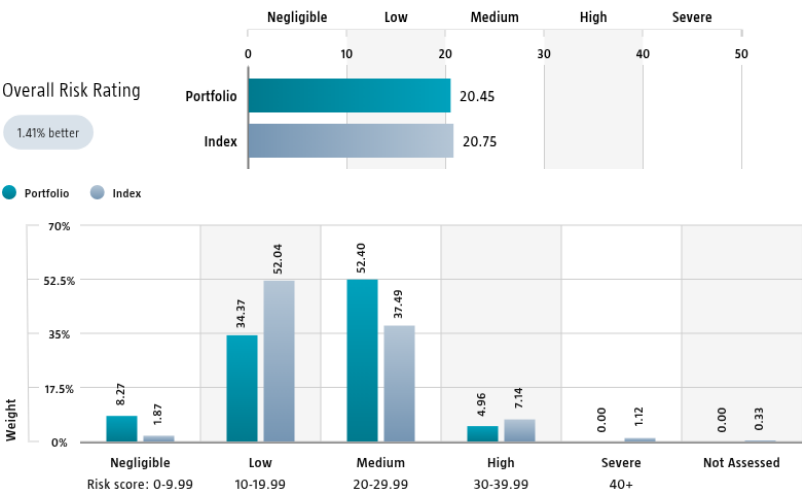
Use of the United Nations Sustainable Development Goals (SDG) logos, including the colour wheel, and icons shall only serve explanatory and illustrative purposes and may not be interpreted as an endorsement by the United Nations of this entity, or the product(s) or service(s) mentioned in this document. The opinions or interpretations shown in this document hence do not reflect the opinion or interpretations of the United Nations.



Source: Robeco. Data derived from internal processes.

Sustainalytics ESG Risk Rating

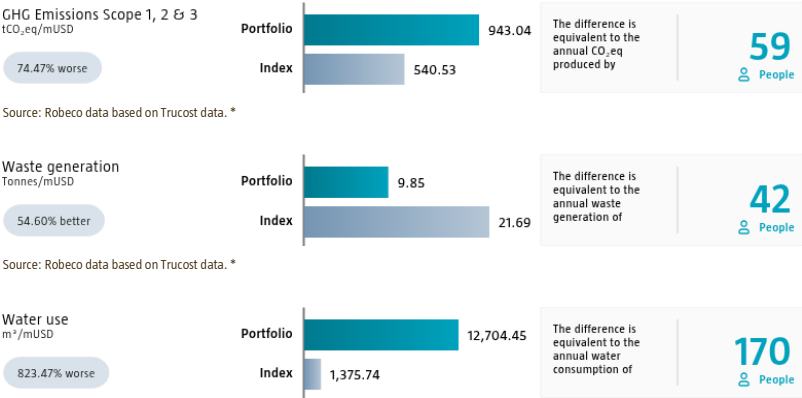
The Portfolio Sustainalytics ESG Risk Rating chart displays the portfolio's ESG Risk Rating. This is calculated by multiplying each portfolio component's Sustainalytics ESG Risk Rating by its respective portfolio weight. The Distribution across Sustainalytics ESG Risk levels chart shows the portfolio allocations broken into Sustainalytics' five ESG risk levels: negligible (0-10), low (10-20), medium (20-30), high (30-40) and severe (40+), providing an overview of portfolio exposure to the different ESG risk levels. Index scores are provided alongside the portfolio scores, highlighting the portfolio's ESG risk level compared to the index. Only holdings mapped as corporates are included in the figures.



Source: Copyright ©2025 Sustainalytics. All rights reserved.

Environmental Footprint

Environmental footprint expresses the total resource consumption of the portfolio per mUSD invested. Each assessed company's footprint is calculated by normalizing resources consumed by the company's enterprise value including cash (EVIC). We aggregate these figures to portfolio level using a weighted average, multiplying each assessed portfolio constituent's footprint by its respective position weight. For comparison, index footprints are shown besides that of the portfolio. The equivalent factors that are used for comparison between the portfolio and index represent European averages and are based on third-party sources combined with own estimates. As such, the figures presented are intended for illustrative purposes and are purely an indication. Only holdings mapped as corporates are included in the figures.



Source: Robeco data based on Trucost data. *

* Source: S&P Global Market Intelligence data © Trucost 2025. All rights in the Trucost data and reports vest in Trucost and/or its licensors. Neither S&P Global Market Intelligence, nor its affiliates, nor its licensors accept any liability for any errors, omissions or interruptions in the Trucost data and/or reports. No further distribution of the Data and/or Reports is permitted without S&P Global Market Intelligence's express written consent. Reproduction of any information, data or material, including ratings is prohibited. The content is not a recommendation to buy, sell or hold such investment or security, nor does it address suitability of an investment or security and should not be relied on as investment advice.

Engagement

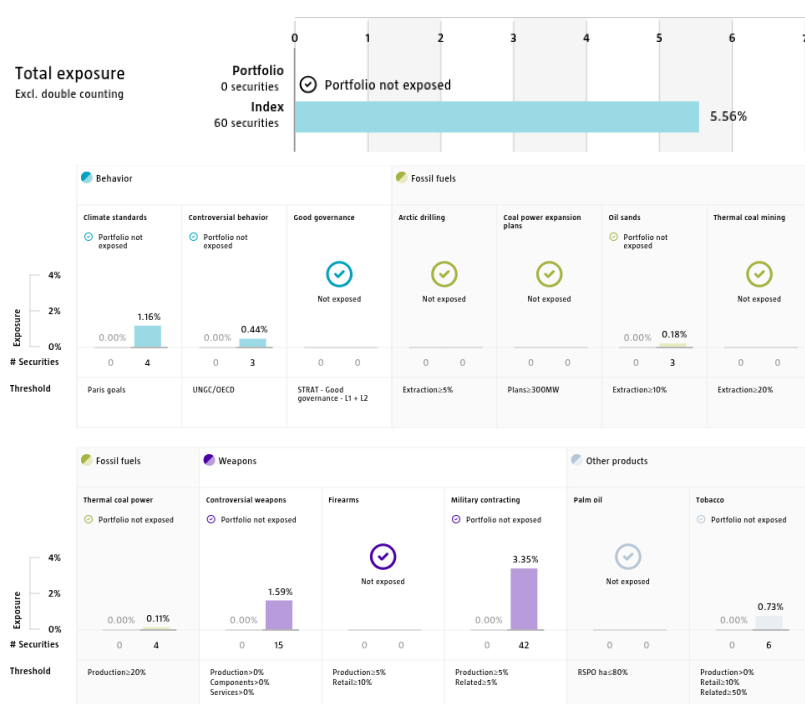
Robeco distinguishes between three types of engagement. Value Engagement focuses on long-term issues that are financially material and/or are causing adverse sustainability impacts. The themes can be broken into Environmental, Social, Governance, or Voting-related. SDG Engagement aims to drive a clear and measurable improvement in a company's SDG contribution. Enhanced engagement is triggered by misconduct and focuses on companies severely breaching international standards. The report is based on all companies in the portfolio for which engagement activities have taken place during the past 12 months. Note that companies may be under engagement in multiple categories simultaneously. While the total portfolio exposure excludes double counting, it may not equal the sum of individual category exposures.

	Portfolio exposure	# companies engaged with	# activities with companies engaged with
Total (* excluding double counting)	12.33%	8	37
Environmental	8.08%	4	15
Social	0.00%	0	0
Governance	3.45%	2	16
Sustainable Development Goals	0.53%	1	3
Voting Related	3.72%	3	3
Enhanced	0.00%	0	0

Source: Robeco. Data derived from internal processes.

Exclusions

The Exclusions charts display the degree of adherence to exclusion applied by Robeco. For reference, index exposures are shown beside that of the portfolio. Thresholds are based on revenues unless otherwise indicated. For more information about the exclusion policy and which level applies, please refer to the Exclusion Policy and Exclusion List available on Robeco.com.



Source: We use several data sources such as Sustainalytics, RSPO (Roundtable on Sustainable Palm Oil), World Bank, Freedom House, Fund for Peace and International Sanctions; further policy document available [Exclusion Policy](#)

Regulation S disclosure

The Robeco Capital Growth Funds have not been registered under the United States Investment Company Act of 1940, as amended, nor the United States Securities Act of 1933, as amended. None of the shares may be offered or sold, directly or indirectly in the United States or to any US Person. A US Person is defined as (a) any individual who is a citizen or resident of the United States for federal income tax purposes; (b) a corporation, partnership or other entity created or organized under the laws of or existing in the United States; (c) an estate or trust the income of which is subject to United States federal income tax regardless of whether such income is effectively connected with a United States trade or business. In the United States, this material may be distributed only to a person who is a "distributor," or who is not a "U.S. person," as defined by Regulation S under the U.S. Securities Act of 1933 (as amended).

Important risk information

The value of your investment may fluctuate. The investments in bonds and debt instruments may involve risks, including default, downgrading, exchange rates, interest rates, liquidity and inflation). The fund's investments are subject to market fluctuations. No assurance can be given that the fund's investment objective will be achieved. The fund also may invest in derivatives, which are inherently volatile and could potentially expose the fund to additional risks and costs should the market move against it. The fund may also use derivatives to take short positions in some investments. Should the value of such investment increase, it will have a negative effect on the fund's value, and could theoretically result in unlimited losses. The fund may invest in contingent convertible bonds. If the financial strength of a bond's issuer falls by a predetermined threshold, the bond may suffer substantial or total losses of capital.

Miranda Disclosure:

Are Not FDIC Insured, May Lose Value, Are Not Bank Guaranteed.

Investment policy

Robeco Sustainable Water is an actively managed fund that invests globally in companies offering products and services across the water value chain. The selection of these stocks is based on fundamental analysis. The fund has sustainable investment as its objective, within the meaning of Article 9 of the Regulation (EU) 2019/2088 of 27 November 2019 on Sustainability-related disclosures in the financial sector. The strategy integrates sustainability criteria as part of the stock selection process and through a theme-specific sustainability assessment. The portfolio is built on the basis of an eligible investment universe that includes companies whose business models contribute to the thematic investment objectives. The assessment regarding relevant SDGs uses an internally developed framework, more information on which can be obtained at www.robeco.com/si. The fund's objective is also to achieve a better return than the index.

The fund has sustainable investment as its objective within the meaning of Article 9 of the European Sustainable Finance Disclosure Regulation. The fund contributes to water infrastructure and to distribution of tap water, and collection and treatment of wastewater and focuses on companies which supply to the value chain of water or which offer products or technologies which are more water efficient than others in their category. This is done by investing in companies that advance the following UN Sustainable Development Goals (UN SDGs): Good health and well-being, Clean water and sanitation, Industry, innovation and infrastructure, Sustainable cities and communities, Responsible consumption and production, Life below water and Life on land. The fund integrates ESG (Environmental, Social and Governance) factors in the investment process and applies Robeco's Good Governance policy. The fund applies sustainability indicators, including but not limited to, normative, activity-based and region-based exclusions, and proxy voting.

Fund manager's CV

Dieter Küffer is Portfolio Manager of the Robeco Sustainable Water strategy and member of the Thematic Investing team. He has managed the strategy since inception in 2001, the year he joined Robeco. In the past, he has also managed several other thematic strategies at Robeco. Prior to joining, he led a team responsible for the management of actively managed equity mandates on behalf of Swiss institutional clients at UBS Asset Management in Zurich. He began his career as an investment counsel in the Private Banking Division of UBS in 1986. Dieter Küffer holds a federal diploma as a Swiss-Certified Banking Expert and is a CFA® Charterholder. Amy Wanner-Thavornsuk is Co-Portfolio Manager of the Robeco Sustainable Water strategy and member of the Thematic Investing team. Prior to joining in 2019, she worked for 9 years at JPMorgan Assets Management in London, including her role as a senior fundamental analyst covering emerging market equities. She has been in the Financial Industry for 20 years with previous work experience in investment banking and consulting. She started her career as an auditor at PWC in Bangkok back in 2003. Amy holds a Bachelor of Science in Finance & Accounting from the Chulalongkorn University in Thailand and an MBA from the Bayes Business School, UK. She is a CFA® Charterholder.

Sustainability images

The figures shown in the sustainability visuals are calculated on subfund level.

MSCI disclaimer

Source MSCI. MSCI makes no express or implied warranties or representations and shall have no liability whatsoever with respect to any MSCI data contained herein. The MSCI data may not be further redistributed or used as a basis for other indices or any securities or financial products. This report is not approved, endorsed, reviewed or produced by MSCI. None of the MSCI data is intended to constitute investment advice or a recommendation to make (or refrain from making) any kind of investment decision and may not be relied on as such.

Morningstar

Copyright © Morningstar Benelux. All Rights Reserved. The information contained herein: (1) is proprietary to Morningstar and/or its content providers; (2) may not be copied or distributed; and (3) is not warranted to be accurate, complete or timely. Neither Morningstar nor its content providers are responsible for any damages or losses arising from any use of this information. Past performance is no guarantee of future results. For more information on Morningstar, please refer to www.morningstar.com

Febelfin disclaimer

The fact that the sub-fund has obtained this label does not mean that it meets your personal sustainability goals or that the label is in line with requirements arising from any future national or European rules. The label obtained is valid for one year and subject to annual reappraisal. For further information on this label, please visit www.towardssustainability.be.



Disclaimer

This information may only be distributed by authorized broker-dealers, intermediaries and other entities in compliance with applicable laws and rules in each jurisdiction in which it is distributed. This information is provided for informational purposes only and should not be construed as financial advice or investment recommendation, a solicitation or offer to buy or sell any securities or related financial instruments (collectively "financial instruments") by ROBECO or any other party to citizens or residents of, any country, state or jurisdiction where it would be unlawful to offer, to solicit an offer for, or to sell such financial instruments to such citizens or residents in such country, state or jurisdiction. ROBECO is not affiliated with and assumes no responsibility for the use of this material by a party other than ROBECO or its affiliates. This document has been carefully prepared by Robeco Institutional Asset Management B.V. (Robeco). The information contained in this publication is based upon sources of

information believed to be reliable. Robeco is not answerable for the accuracy or completeness of the facts, opinions, expectations and results referred to therein. Whilst every care has been taken in the preparation of this document, we do not accept any responsibility for damage of any kind resulting from incorrect or incomplete information. This document is subject to change without notice. The value of the investments may fluctuate. Past performance is no guarantee of future results. If the currency in which the past performance is displayed differs from the currency of the country in which you reside, then you should be aware that due to exchange rate fluctuations the performance shown may increase or decrease if converted into your local currency. Unless otherwise stated, performances are i) net of fees based on transaction prices and ii) with dividends reinvested. Please refer to the prospectus and the Key Information Document of the funds for further details. These are available at the Robeco offices or via the www.robeco.com website. The ongoing charges mentioned in this publication express the operational costs including management fee, service fee, tax d'abonnement, depositary fee and bank charges and is the one stated in the fund's latest annual report at closing date. The information contained in this document is solely intended for professional investors under the Dutch Act on the Financial Supervision (Wet financieel toezicht) or persons who are authorized to receive such information under any other applicable laws. Robeco Institutional Asset Management B.V. has a license as manager of UCITS and AIFs from the Netherlands Authority for the Financial Markets in Amsterdam.