


Robeco BP US Select Opportunities Equities IH EUR

The Robeco BP US Select Opportunities Equities fund is an actively managed, Mid Cap Value fund investing in value stocks in the United States. The fund follows a singular process and philosophy, focused on attractive valuation, fundamentals and business momentum, constructing portfolios from the bottom up through fundamental analysis. The portfolio is primarily comprised of stocks with a market capitalization between \$2 billion and \$53 billion. The fund's objective is to outperform the Russell Mid Cap Value index over a full market cycle.



Steven Pollack CFA, Tim Collard
Fund manager since 01-09-2011

Performance

	Fund	Index
1 m	2.48%	2.75%
3 m	7.85%	7.79%
Ytd	9.03%	6.91%
1 Year	7.56%	6.45%
2 Years	12.11%	11.88%
3 Years	10.73%	8.63%
5 Years	11.97%	10.62%
10 Years	7.84%	7.34%
Since 10-2013	8.49%	7.58%

Annualized (for periods longer than one year)

Note: due to a difference in measurement period between the fund and the index, performance differences may arise. For further info, see last page.

Calendar year performance

	Fund	Index
2024	8.06%	11.11%
2023	13.20%	9.51%
2022	-10.69%	-14.39%
2021	25.32%	27.25%
2020	5.24%	2.88%
2022-2024	3.00%	1.37%
2020-2024	7.58%	6.40%

Annualized (years)

Index

Russell Mid Cap Value index (Gross Total Return, hedged into EUR)

General facts

Type of fund	Equities
Currency	EUR
Total size of fund	EUR 737,995,511
Size of share class	EUR 52,835,547
Outstanding shares	200,193
1st quotation date	07-10-2013
Close financial year	31-12
Ongoing charges	0.83%
Daily tradable	Yes
Dividend paid	No
Ex-ante tracking error limit	-
Management company	Robeco Institutional Asset Management B.V.

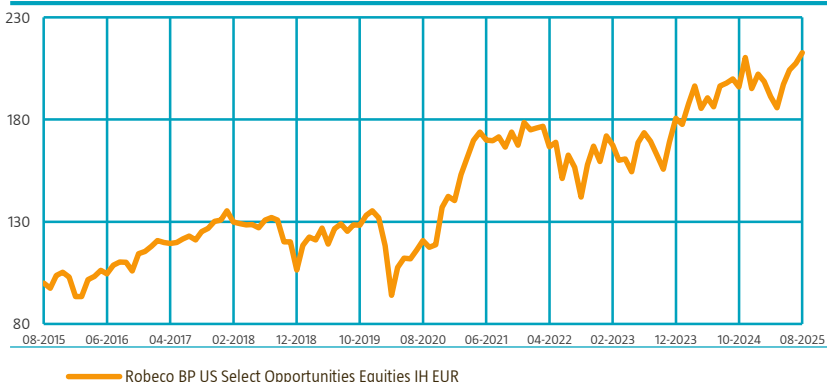
Sustainability profile

- Exclusions
- ESG Integration
- Voting & Engagement
- ESG Target
- Target Universe

For more information on exclusions see <https://www.robeco.com/exclusions/>

Performance

Indexed value (until 31-08-2025) - Source: Robeco



Performance

Based on transaction prices, the fund's return was 2.48%.

Robeco BP US Select Opportunities Equities slightly trailed the Russell Mid Cap Index as the fund lost ground from stock selection, while sector allocation added value. From a stock selection perspective, the fund lost ground primarily within staples, followed by a group of six sectors with small negative impacts. The impact in staples was caused by several food and beverage holdings which pushed the fund's return in the sector to a negative 6%, behind the nearly flat return for the index in the sector. Coca-Cola Europacific partners and Primo Brands, two beverage businesses, were both lower by over 8% while food companies Maplebear and US Foods were down more than 6% each. The fund remains underweight in the sector, especially within the household and personal care products areas. Sector allocation was positive as a result of overweight exposure to consumer discretionary, with the sector posting market leading returns in August. Remaining underweight in consumer staples and utilities also added value.

Market development

US equity markets moved higher in the quieter holiday month of August, with the core S&P 500 Index higher by just over 2%. Value equities outperformed both core and growth equities across the market cap spectrum, led by small caps which outperformed mid and large caps in the month, with small-cap value returning 8.43%, as measured by the Russell 2000 Value Index.

Expectation of fund manager

Despite all the policy shifts coming out of Washington this year, with uncertainty surrounding tariffs and trade, the markets have held up relatively well. As it stands, tariffs will probably have an inflationary impact on interest rates going forward. So far, we haven't seen any expectations for earnings to come down, so if earnings growth is stable and interest rates don't get away from us, then the markets should perform reasonably well through the rest of the year. As always, we remain focused on selecting companies from the bottom-up that reflect Boston Partners' three-circle characteristics – attractive valuations, solid business fundamentals, and identifiable catalysts.

Top 10 largest positions

Cencora and US Foods entered the top ten in August, replacing eBay and Howmet Aerospace.

Fund price

31-08-25	EUR	263.92
High Ytd (22-08-25)	EUR	265.32
Low Ytd (08-04-25)	EUR	209.09

Fees

Management fee	0.70%
Performance fee	None
Service fee	0.12%

Legal status

Investment company with variable capital incorporated under Luxembourg law (SICAV)
 Issue structure Open-end
 UCITS V Yes
 Share class IH EUR
 This fund is a subfund of Robeco Capital Growth Funds, SICAV

Registered in

Chile, France, Italy, Luxembourg, Netherlands, Singapore, Spain, Switzerland, United Kingdom

Currency policy

Investments are predominantly made in securities denominated in US dollars. The subfund is denominated in euros. The subfund also uses derivatives to hedge to the euro.

Risk management

Risk management is fully integrated into the investment process to ensure that positions always meet predefined guidelines.

Dividend policy

No dividend is distributed. All returns are reinvested and translated into price gains.

Fund codes

ISIN	LU0674139976
Bloomberg	RUSOIHE LX
Sedol	BYL75M4
WKN	A2DHH8
Valoren	13762370

Top 10 largest positions

Holdings

Ameriprise Financial Inc
 AutoZone Inc
 LPL Financial Holdings Inc
 Somnigroup International Inc
 Simon Property Group Inc
 Allegion plc
 Textron Inc
 Carlyle Group Inc/The
 Cencora Inc
 US Foods Holding Corp
Total

Sector	%
Financials	1.91
Consumer Discretionary	1.77
Financials	1.71
Consumer Discretionary	1.43
Real Estate	1.41
Industrials	1.39
Industrials	1.32
Financials	1.30
Health Care	1.25
Consumer Staples	1.24
Total	14.73

Top 10/20/30 weights

TOP 10	14.73%
TOP 20	26.49%
TOP 30	36.75%

Statistics

	3 Years	5 Years
Tracking error ex-post (%)	2.84	3.26
Information ratio	1.06	0.70
Sharpe ratio	0.49	0.63
Alpha (%)	2.93	2.25
Beta	0.97	0.98
Standard deviation	17.75	18.08
Max. monthly gain (%)	11.21	15.55
Max. monthly loss (%)	-9.20	-10.40

Above mentioned ratios are based on gross of fees returns.

Hit ratio

	3 Years	5 Years
Months outperformance	20	32
Hit ratio (%)	55.6	53.3
Months Bull market	19	33
Months outperformance Bull	8	15
Hit ratio Bull (%)	42.1	45.5
Months Bear market	17	27
Months Outperformance Bear	12	17
Hit ratio Bear (%)	70.6	63.0

Above mentioned ratios are based on gross of fees returns.

Changes

The fund name Robeco US Select Opportunities Equities was changed to Robeco BP US Select Opportunities Equities, as of 31 August 2016.

Asset Allocation

Asset allocation		
Equity		97.2%
Cash		2.8%

Sector allocation

Activity in the portfolio was minimal in August with three positions added and four positions closed. New names were added in finance, healthcare and industrials while positions were closed in technology, materials, finance and industrials.

Sector allocation			Deviation index	
Industrials	<div><div></div></div>	20.2%	<div><div></div></div>	2.5%
Financials	<div><div></div></div>	18.6%	<div><div></div></div>	1.3%
Consumer Discretionary	<div><div></div></div>	16.0%	<div><div></div></div>	7.1%
Information Technology	<div><div></div></div>	11.2%	<div><div></div></div>	1.9%
Real Estate	<div><div></div></div>	7.1%	<div><div></div></div>	-2.3%
Health Care	<div><div></div></div>	6.4%	<div><div></div></div>	-1.2%
Energy	<div><div></div></div>	6.4%	<div><div></div></div>	-0.2%
Materials	<div><div></div></div>	5.8%	<div><div></div></div>	-1.0%
Consumer Staples	<div><div></div></div>	4.5%	<div><div></div></div>	-1.7%
Utilities	<div><div></div></div>	3.8%	<div><div></div></div>	-3.3%
Communication Services	<div><div></div></div>	0.0%	<div><div></div></div>	-3.2%





Country allocation

The fund invests only in stocks that are quoted on a US stock exchange.

Country allocation		Deviation index	
United States	<div><div></div></div> 97.8%	<div><div></div></div>	-1.4%
Israel	<div><div></div></div> 0.9%	<div><div></div></div>	0.9%
Netherlands	<div><div></div></div> 0.7%	<div><div></div></div>	0.7%
Germany	<div><div></div></div> 0.6%	<div><div></div></div>	0.5%
South Africa	<div><div></div></div> 0.0%	<div><div></div></div>	-0.3%
China	<div><div></div></div> 0.0%	<div><div></div></div>	-0.1%
Canada	<div><div></div></div> 0.0%	<div><div></div></div>	-0.1%
Brazil	<div><div></div></div> 0.0%	<div><div></div></div>	-0.1%
Argentina	<div><div></div></div> 0.0%	<div><div></div></div>	0.0%
Sweden	<div><div></div></div> 0.0%	<div><div></div></div>	-0.1%
Cash and other instruments	<div><div></div></div> 0.0%	<div><div></div></div>	0.0%

Currency allocation

N/A

Currency allocation		Deviation index	
Euro	 100.2%	 100.2%	
U.S. Dollar	 -0.2%	 -100.2%	

Investment policy

The Robeco BP US Select Opportunities Equities fund is an actively managed, Mid Cap Value fund investing in value stocks in the United States. The fund follows a singular process and philosophy, focused on attractive valuation, fundamentals and business momentum, constructing portfolios from the bottom up through fundamental analysis. The portfolio is primarily comprised of stocks with a market capitalization between \$2 billion and \$53 billion. The fund's objective is to outperform the Russell Mid Cap Value index over a full market cycle.

The fund promotes E&S (i.e. Environmental and Social) characteristics within the meaning of Article 8 of the European Sustainable Finance Disclosure Regulation, integrates sustainability risks in the investment process and applies Robeco's Good Governance policy. The fund applies sustainability indicators, including but not limited to, normative, activity-based and region based exclusions, proxy voting and engagement.

Fund manager's CV

Mr. Pollack is a Portfolio Manager of the Boston Partners Mid Cap Value Equity strategy. He joined Boston Partners in May 2000 from Hughes Investments where he spent 12 years as an equity portfolio manager, managing value equity across the market-cap spectrum. He also oversaw the outside investment managers who managed assets for Hughes' pension plan. Prior to assuming this role, he served as an investment analyst covering a variety of industries and sectors. Before that, he was with Remington, Inc., and Arthur Andersen & Co. Mr. Pollack is a graduate of Georgia Institute of Technology and earned an M.B.A. from The Anderson School of Management at the University of California at Los Angeles. He holds the Chartered Financial Analyst® designation. Mr. Pollack began his career in the investment industry in 1984. Mr. Collard is a Portfolio Manager of the Boston Partners Mid Cap Value strategy. Prior to this, he was an equity analyst with Boston Partners, specializing in the aerospace & defense, transportation, housing, and automobile sectors of the equity market. Mr. Collard joined the firm in April 2018 from Shellback Capital where he was a founding partner and equity analyst. Prior to that, he worked as a research analyst at Vinik Asset Management and Diamondback Capital Management. He began his career as an associate at the investment bank America's Growth Capital. Mr. Collard holds a B.A. in American Studies from Middlebury College. He began his career in the investment industry in 2005.

Fiscal product treatment

The fund is established in Luxembourg and is subject to the Luxembourg tax laws and regulations. The fund is not liable to pay any corporation, income, dividend or capital gains tax in Luxembourg. The fund is subject to an annual subscription tax ('tax d'abonnement') in Luxembourg, which amounts to 0.01% of the net asset value of the fund. This tax is included in the net asset value of the fund. The fund can in principle use the Luxembourg treaty network to partially recover any withholding tax on its income.

Fiscal treatment of investor

Investors who are not subject to (exempt from) Dutch corporate-income tax (e.g. pension funds) are not taxed on the achieved result. Investors who are subject to Dutch corporate-income tax can be taxed for the result achieved on their investment in the fund. Dutch bodies that are subject to corporate-income tax are obligated to declare interest and dividend income, as well as capital gains in their tax return. Investors residing outside the Netherlands are subject to their respective national tax regime applying to foreign investment funds. We advise individual investors to consult their financial or tax adviser about the tax consequences of an investment in this fund in their specific circumstances before deciding to invest in the fund.

MSCI disclaimer

Source MSCI. MSCI makes no express or implied warranties or representations and shall have no liability whatsoever with respect to any MSCI data contained herein. The MSCI data may not be further redistributed or used as a basis for other indices or any securities or financial products. This report is not approved, endorsed, reviewed or produced by MSCI. None of the MSCI data is intended to constitute investment advice or a recommendation to make (or refrain from making) any kind of investment decision and may not be relied on as such.

Morningstar

Copyright © Morningstar Benelux. All Rights Reserved. The information contained herein: (1) is proprietary to Morningstar and/or its content providers; (2) may not be copied or distributed; and (3) is not warranted to be accurate, complete or timely. Neither Morningstar nor its content providers are responsible for any damages or losses arising from any use of this information. Past performance is no guarantee of future results. For more information on Morningstar, please refer to www.morningstar.com

Sustainalytics disclaimer

The information, methodologies, data and opinions contained or reflected herein are proprietary of Sustainalytics and/or third parties, intended for internal, non-commercial use, and may not be copied, distributed or used in any way, including via citation, unless otherwise explicitly agreed in writing. They are provided for informational purposes only and (1) do not constitute investment advice; (2) cannot be interpreted as an offer or indication to buy or sell securities, to select a project or make any kind of business transactions; (3) do not represent an assessment of the issuer's economic performance, financial obligations nor of its creditworthiness; (4) are not a substitute for a professional advice; (5) past performance is no guarantee of future results. These are based on information made available by third parties, subject to continuous change and therefore are not warranted as to their merchantability, completeness, accuracy or fitness for a particular purpose. The information and data are provided "as is" and reflect Sustainalytics' opinion at the date of their elaboration and publication. Sustainalytics nor any of its third-party suppliers accept any liability for damage arising from the use of the information, data or opinions contained herein, in any manner whatsoever, except where explicitly required by law. Any reference to third party names is for appropriate acknowledgement of their ownership and does not constitute a sponsorship or endorsement by such owner. Insofar as applicable, researched companies referred herein may have a relationship with different Sustainalytics' business units. Sustainalytics has put in place adequate measures to safeguard the objectivity and independence of its opinions. For more information, contact compliance@sustainalytics.com.

Disclaimer

Source: Robeco. As of 31-08-2025, NAV to NAV in denominated currency of the respective share class with dividends re-invested. The performance figures are calculated starting from the first quotation date. ©2025 Morningstar. All Rights Reserved. The information contained here in: (1) is proprietary to Morningstar and/or its content providers; (2) may not be copied or distributed; and (3) is not warranted to be accurate, complete or timely by Morningstar. Neither Morningstar nor its content providers are responsible for any damages or losses arising from any use of this information. Past performance is no indication of current or future performance.

This document is not intended as a recommendation or for the purpose of soliciting any action in relation to the Robeco Capital Growth Funds ("Fund") and should not be construed as an offer to sell shares of the Fund (the "Shares") or solicitation by anyone in any jurisdiction in which such an offer or solicitation is not authorised or to any person to whom it is unlawful to make such an offer and solicitation. While all the information prepared in this document is believed to be accurate, the directors of the Fund and its investment manager makes no representation or warranty, whether express or implied, as to the completeness, reliability or accuracy, nor can it accept responsibility for errors appearing in the document. This document does not constitute any recommendation regarding any securities, futures, derivatives or other investment products. Nothing in this document constitutes accounting, legal, regulatory, tax or other advice. Any decision to subscribe for interests in the Fund must be made solely on the basis of information contained in the prospectus (the "Prospectus"), which information may be different from the information contained in this document, and with independent analyses of your investment and financial situation and objectives. The information contained in this document is qualified in its entirety by reference to the Prospectus, and this document should, at all times, be read in conjunction with the Prospectus. Detailed information on the Fund and associated risks is contained in the Prospectus. Any decision to participate in the Fund should be made only after reviewing the sections regarding investment considerations, conflicts of interest, risk factors and the relevant Singapore selling restrictions (as described in the section entitled "Important Information for Singapore Investors") contained in the Prospectus. You should consult your professional adviser if you are in doubt about the stringent restrictions applicable to the use of this document, regulatory status of the Fund, applicable regulatory protection, associated risks and suitability of the Fund to your objectives. This document is not directed to, or intended for distribution to or use by, any person or entity who is a citizen or resident of or located in any locality, state, country or other jurisdiction where such distribution, publication, availability or use would be contrary to law or regulation or which would subject the Fund and its investment manager to any registration or licensing requirement within such jurisdiction. Investors should note that only the sub-funds listed in the appendix to the section entitled "Important Information for Singapore Investors" of the Prospectus (the "Sub-Funds") are available to Singapore investors. The Sub-Funds are notified as restricted foreign schemes under the Securities and Futures Act, Chapter 289 of Singapore ("SFA") and are invoking the exemptions from compliance with prospectus registration requirements pursuant to the exemptions under Section 304 and Section 305 of the SFA. The Sub-Funds are not authorised or recognised by the Monetary Authority of Singapore and Shares in the Sub-Funds are not allowed to be offered to the retail public in Singapore. The Prospectus of the Fund is not a prospectus as defined in the SFA. Accordingly, statutory liability under the SFA in relation to the content of prospectuses would not apply. The Sub-Funds may only be promoted exclusively to persons who are sufficiently experienced and sophisticated to understand the risks involved in investing in such schemes, and who satisfy certain other criteria provided under Section 304, Section 305 or any other applicable provision of the SFA and the subsidiary legislation enacted thereunder. You should consider carefully whether the investment is suitable for you. This document may contain projections or other forward looking statements regarding future events or future financial performance of countries, markets or companies and such projection or forecast is not indicative of the future or likely performance of the Fund. Neither the Fund, its investment manager nor any of their associates, nor any director, officer or employee accepts any liability whatsoever for any loss arising directly or indirectly from the use of this document. The information contained in this document, including any data, projections and underlying assumptions are based upon certain assumptions, management forecasts and analysis of information available as at the date of this document and reflects prevailing conditions and our views as of the date of the document, all of which are accordingly subject to change at any time without notice and the Fund and its investment manager are under no obligation to notify you of any of these changes. Prospective investors should not view the past performance of the Fund or its investment manager as indicative of future results.