

Robeco Emerging Markets Bonds Local Currency FH GBP

Robeco Emerging Market Bonds Local Currency is an actively managed fund investing in assets such as government bonds, asset backed securities and other fixed income securities of emerging countries mainly denominated in Local currencies (local currency refers to currency of the relevant country in which the fund invests). The selection of these assets is based on fundamental analysis. The fund's objective is to achieve a better return than the index and provide long-term capital growth.



Richard Briggs, Diliانا Deltcheva, Nicholas Sauer
Fund manager since 25-09-2024

Index

J.P. Morgan GBI-EM Global Diversified (Total Return, hedged into GBP)

General facts

| | |
|------------------------------|--|
| Type of fund | Bonds |
| Currency | GBP |
| Total size of fund | GBP 31,832,930 |
| Size of share class | GBP 89,642 |
| Outstanding shares | 833 |
| 1st quotation date | 25-09-2024 |
| Close financial year | 31-12 |
| Ongoing charges | 0.90% |
| Daily tradable | Yes |
| Dividend paid | No |
| Ex-ante tracking error limit | 5.00% |
| Management company | Robeco Institutional Asset Management B.V. |

Sustainability profile

- Exclusions+
- ESG Integration
- ESG Target

For more information on exclusions see <https://www.robeco.com/exclusions/>

Market development

August was a positive month for emerging markets, but FX faced some mixed results among trade policy developments and shifting rate expectations. The trade-weighted dollar depreciated about 2%, opening the door for EM FX performance toward the end of the month. The Colombian peso was the strongest performer in August, followed by the Hungarian forint, and the South African rand. The Indian rupee was one of the worst FX performers included in the benchmark, following ramped-up US trade tariffs.

Expectation of fund manager

Heading into the second half of 2025, the team expects continued uncertainty around US monetary policy and political developments. The former having been reenforced by Fed chair Powell's Jackson Hole speech. The dollar strength may face limitations, given elevated US valuations and potential policy shifts post-election. Within EM, the managers maintain a constructive view on frontier and European emerging market currencies, particularly where valuations are attractive and fundamentals are improving. The fund remains positioned for selective opportunities in high real yield and steep curves.

Fund price

| | | |
|---------------------|-----|--------|
| 31-08-25 | GBP | 107.61 |
| High Ytd (13-08-25) | GBP | 108.04 |
| Low Ytd (13-01-25) | GBP | 91.53 |

Fees

| | |
|-----------------|-------|
| Management fee | 0.65% |
| Performance fee | None |
| Service fee | 0.20% |

Characteristics

| | Fund |
|----------------------------------|-----------|
| Rating | BAA1/BAA2 |
| Option Adjusted Duration (years) | 5.84 |
| Maturity (years) | 7.6 |
| Yield to Worst (% , Hedged) | 8.0 |
| Green Bonds (% , Weighted) | 0.7 |

Legal status

Investment company with variable capital incorporated under Luxembourg law (SICAV)
 Issue structure Open-end
 UCITS V Yes
 Share class FH GBP
 This fund is a subfund of Robeco Capital Growth Funds, SICAV.

Registered in

Luxembourg, Singapore, Switzerland, United Kingdom

Currency policy

Active currency positions are part of the fund's investment strategy. This share class hedges currency risk between the base currency of the fund (USD) to the currency in which this share class is denominated. Consequently, active currency positions in the fund will influence the performance of the share class.

Risk management

Risk management is fully embedded in the investment process to ensure that positions always meet predefined guidelines.

Dividend policy

The fund does not distribute a dividend. The income earned by the fund is reflected in its share price. This means that the fund's total performance is reflected in its share price performance.

Fund codes

| | |
|-----------|--------------|
| ISIN | LU2895059207 |
| Bloomberg | ROBMLFG LX |
| Valoren | 138903193 |

Sector allocation

The portfolio remains primarily allocated to local currency sovereign bonds while also holding some hard currency sovereign, supranational, and agency bonds, along with a small allocation to cash and other instruments. The non-treasury allocation is largely driven by valuation opportunities in supranationals and select hard currency issuers.

| Sector allocation | | Deviation index | |
|----------------------------|-------|-----------------|--|
| Treasuries | 84.3% | -15.7% | |
| Supranational | 3.3% | 3.3% | |
| Agencies | 3.1% | 3.1% | |
| Sovereign | 1.9% | 1.9% | |
| Cash and other instruments | 7.4% | 7.4% | |

Currency allocation

At the end of August, the fund's main overweight positions versus the benchmark were in Colombia, Hungary, Turkey, and Egypt. The fund was also overweight in US dollar at the end of the month, after some EM exposure reduction in the later weeks of the month. Underweights remain in China, Thailand, and South Africa. Currency positioning continues to favor economies that are less vulnerable to global growth headwinds, with positive views on frontier and higher-yielding markets.

| Currency allocation | | Deviation index | |
|---------------------|---------|-----------------|--|
| U.S. Dollar | -118.9% | -218.9% | |
| Pound Sterling | 100.0% | 200.0% | |
| Indonesian Rupiah | 15.3% | 5.4% | |
| Mexico New Peso | 10.0% | 0.0% | |
| Indian Rupee | 9.7% | -0.3% | |
| Malaysian Ringgit | 9.3% | -0.6% | |
| Brasilian Real | 8.9% | 2.2% | |
| Poland New Zloty | 7.5% | -0.3% | |
| Colombian Peso | 6.9% | 3.2% | |
| New Turkish Lira | 5.5% | 4.2% | |
| Kazakhstan Tenge | 4.8% | 4.8% | |
| Czech Koruna | 4.8% | -0.1% | |
| Other | 36.2% | 0.4% | |

Duration allocation

At 6.0 years, the fund's overall duration was slightly above the benchmark. Duration overweights were focused in Colombia, Indonesia, and Hungary, where valuations remain attractive. China and Thailand remain underweight in duration terms, due to unattractive real yields and limited upside. CEE markets, such as the Czech Republic and Hungary were both overweight relative to Poland, given the extent of cuts priced in Poland relative to both markets.

| Duration allocation | | Deviation index | |
|---------------------|-----|-----------------|--|
| Colombian Peso | 0.7 | 0.5 | |
| Indonesian Rupiah | 0.7 | 0.2 | |
| Mexico New Peso | 0.7 | 0.2 | |
| Malaysian Ringgit | 0.7 | 0.0 | |
| Hungarian Forint | 0.6 | 0.5 | |
| Indian Rupee | 0.6 | 0.0 | |
| Brasilian Real | 0.6 | 0.4 | |
| Czech Koruna | 0.5 | 0.2 | |
| South African Rand | 0.2 | -0.2 | |
| Romanian New Leu | 0.1 | 0.0 | |
| New Turkish Lira | 0.1 | 0.1 | |
| U.S. Dollar | 0.1 | 0.1 | |
| Other | 0.2 | -1.6 | |

Rating allocation

The fund's overall credit rating remains at BAA2/BAA3. The largest underweights remain in the single A and BAA-rated categories, especially among more defensive and lower-yielding sovereigns. Instead, the fund emphasizes higher yielding credit risk, with overweight exposure in the BA, B, and CAA buckets – especially through frontier markets and selected high yield sovereign issuers.

| Rating allocation | | Deviation index | |
|----------------------------|-------|-----------------|--|
| AAA | 5.0% | 5.0% | |
| AA | 10.1% | 5.2% | |
| A | 5.7% | -22.8% | |
| BAA | 31.9% | -14.3% | |
| BA | 32.1% | 12.6% | |
| B | 6.5% | 6.5% | |
| NR | 1.4% | 0.4% | |
| Cash and other instruments | 7.4% | 7.4% | |

Country allocation

The most significant overweights relative to the benchmark were in Colombia, Hungary, Turkey, Egypt, and Uzbekistan. Colombia remains a core position due to favorable yield and curve dynamics. India, China, and Thailand were underweight in both cash and duration terms.

| Country allocation | | Deviation index |
|----------------------------|-------|-----------------|
| Colombia | 11.4% | 7.7% |
| Hungary | 9.7% | 7.5% |
| Indonesia | 9.7% | -0.2% |
| Mexico | 8.8% | -1.2% |
| United States | 8.1% | 8.1% |
| Brazil | 6.6% | -0.1% |
| Turkey | 5.9% | 4.6% |
| Malaysia | 5.7% | -4.2% |
| Egypt | 4.6% | 4.6% |
| Uzbekistan | 4.2% | 4.2% |
| Supra-National | 3.3% | 3.3% |
| Other | 14.5% | -41.7% |
| Cash and other instruments | 7.4% | 7.4% |

ESG Important information

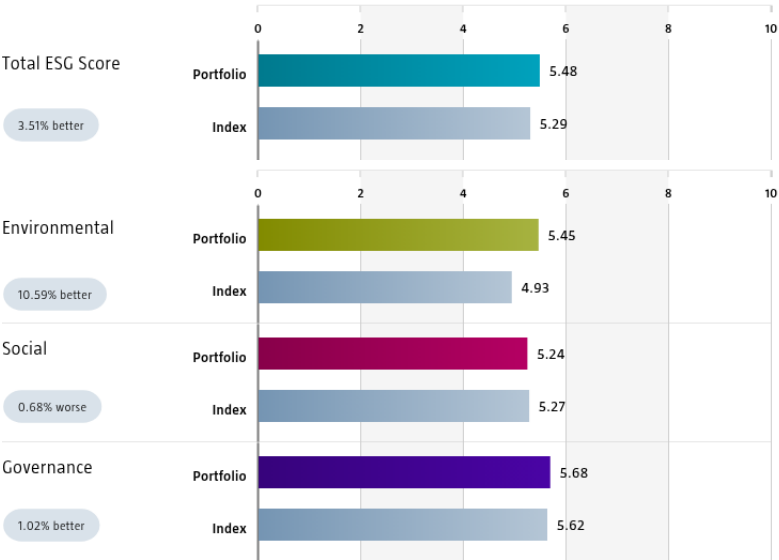
The sustainability information in this factsheet can help investors integrate sustainability considerations in their process. This information is for informational purposes only. The reported sustainability information may not at all be used in relation to binding elements for this fund. A decision to invest should take into account all characteristics or objectives of the fund as described in the prospectus. The prospectus is available on request and free of charge on the Robeco website.

Sustainability

The fund incorporates sustainability in the investment process via exclusions, negative screening, ESG integration and a minimum average country sustainability ranking score as well as a minimum allocation to ESG-labeled bonds. The fund complies with Robeco's exclusion policy for countries and does not invest in countries where serious violations of human rights or a collapse of the governance structure take place, or if countries are subject to UN, EU or US sanctions. In addition, the fund excludes the 15% worst ranked countries following the World Governance Indicator 'Control of Corruption'. ESG factors of countries are integrated in the bottom-up country analysis. In the portfolio construction the fund ensures a minimum weighted average score that is better than that of the index, following Robeco's proprietary Country Sustainability Ranking. The Country Sustainability Ranking scores countries on a scale from 1 (worst) to 10 (best) based on 40 environmental, social, and governance indicators. Lastly, the fund invests in a minimum of 5% in green, social, sustainable and/or sustainability-linked bonds. For more information please visit the sustainability-related disclosures. The index used for all sustainability visuals is based on J.P. Morgan GBI-EM Global Diversified.

Country Sustainability Ranking

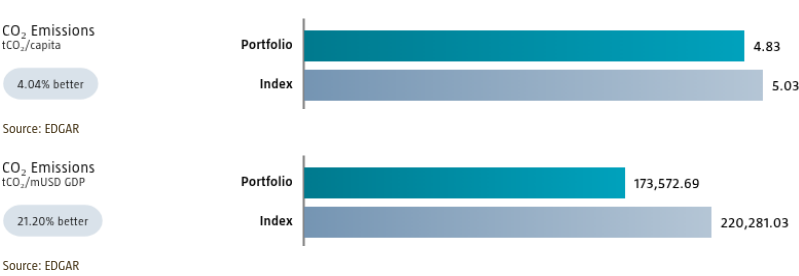
The charts displays the portfolio's Total, Environmental, Social and Governance scores following Robeco's Country Sustainability Ranking methodology. These are calculated using the portfolio components' weights and respective country's scores. The scores includes considerations of more than 50 separate indicators, each capturing a unique sustainability feature across environmental, social and governance dimensions at the country level. Index scores are provided alongside the portfolio scores, highlighting the portfolio's relative ESG performance. Only holdings mapped as sovereign bonds are included in the figures.



Source: Robeco. Certain underlying data is sourced from third parties (such as e.g. IMF, OECD and World Bank including Worldwide Governance Indicators Control of Corruption, as well as content from ISS and SanctIO).

Environmental Intensity

Environmental intensity expresses a portfolio's aggregate environmental efficiency. The portfolio's aggregate carbon intensity is based on the related country emissions. We divide each country's carbon emissions, measured in tCO₂, by the population size or gross domestic product to obtain the country's carbon intensity. The portfolio's aggregate intensity figures are calculated as a weighted average by multiplying each assessed portfolio component's intensity figure with its respective position weight. Index intensities are provided alongside the portfolio intensities, highlighting the portfolio's relative carbon intensity. Only holdings mapped as sovereign bonds are included in the figures.

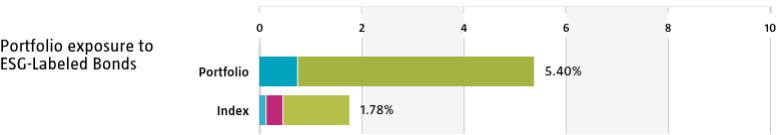


Source: EDGAR

Source: EDGAR

ESG Labeled Bonds

The ESG-labeled bond chart displays the portfolio's exposure to ESG-labeled bonds. Specifically, green bonds, social bonds, sustainability bonds, and sustainability-linked bonds. This is calculated as a sum of weights for those bonds in the portfolio that have one of above mentioned labels. Index exposure figures are provided alongside the portfolio exposure figures, highlighting the difference with the index.



| | Portfolio weight | Index weight |
|--|------------------|--------------|
| <div><div></div>Green Bonds</div> | 0.76% | 0.14% |
| <div><div></div>Social Bonds</div> | 0.00% | 0.33% |
| <div><div></div>Sustainability Bonds</div> | 4.64% | 1.31% |

Source: Bloomberg in conjunction with data derived from internal processes. BLOOMBERG® is a trademark and service mark of Bloomberg Finance L.P. and its affiliates (collectively "Bloomberg").

Investment policy

Robeco Emerging Market Bonds Local Currency is an actively managed fund investing in assets such as government bonds, asset backed securities and other fixed income securities of emerging countries mainly denominated in Local currencies (local currency refers to currency of the relevant country in which the fund invests). The selection of these assets is based on fundamental analysis. The fund's objective is to achieve a better return than the index and provide long-term capital growth.

The fund promotes E&S (i.e. Environmental and Social) characteristics within the meaning of Article 8 of the European Sustainable Finance Disclosure Regulation integrates sustainability risks in the investment process and applies Robeco's Good Governance policy. The fund applies sustainability indicators, including but not limited to, normative, activity-based and region-based exclusions.

Fund manager's CV

Richard Briggs is a Portfolio Manager covering Emerging Market Debt and a member of the Global Macro team. He joined Robeco in 2024. Previously, he was a portfolio manager focused on Emerging Market Debt at Candriam. Prior to joining Candriam in 2022, he worked at GAM Investments as a portfolio manager covering EMD and prior to that he led emerging market credit strategy at CreditSights. He joined the industry in 2011. He holds a Bachelor of Arts with Honours in Economics from the University of Strathclyde and a Master's in Financial Economics from the University of Glasgow. He is a CFA® Charterholder and holds the CFA ESG certificate. Diliانا Deltcheva is Head of Emerging Market Debt and member of the Global Macro team. She joined Robeco in 2024. Previously, she was Head of Emerging Market Debt at Candriam. She has also worked at ING Investment Management in various roles, including portfolio manager Emerging Market Debt. She joined the industry in 2002 at ING Investment Management and worked in various roles, including portfolio manager Emerging Market Debt. She holds a Bachelor's in Business Administration/ Political Science & International Relations at the American University in Bulgaria and a Master's in International Finance from the University of Amsterdam. She is a CFA® Charterholder. Nicholas Sauer is Portfolio Manager Emerging Market Debt and member of the Global Macro team. He joined Robeco in 2024. Previously, he was portfolio manager Emerging Market Debt at Candriam. Prior to joining Candriam in 2019, he worked in various roles at BMO Global Asset Management, including as portfolio manager EMD and analyst EMD. Nicholas Sauer joined the industry in 2011. He holds a Master's in Finance and Investments from the Rotterdam School of Management, Erasmus University Rotterdam and is a CFA® Charterholder.

Fiscal product treatment

The fund is established in Luxembourg and is subject to the Luxembourg tax laws and regulations. The fund is not liable to pay any corporation, income, dividend or capital gains tax in Luxembourg. The fund is subject to an annual subscription tax ('tax d'abonnement') in Luxembourg, which amounts to 0.05% of the net asset value of the fund. This tax is included in the net asset value of the fund. The fund can in principle use the Luxembourg treaty network to partially recover any withholding tax on its income.

Morningstar

Copyright © Morningstar Benelux. All Rights Reserved. The information contained herein: (1) is proprietary to Morningstar and/or its content providers; (2) may not be copied or distributed; and (3) is not warranted to be accurate, complete or timely. Neither Morningstar nor its content providers are responsible for any damages or losses arising from any use of this information. Past performance is no guarantee of future results. For more information on Morningstar, please refer to www.morningstar.com

Sustainability images

The figures shown in the sustainability visuals are calculated on subfund level.

Sustainalytics disclaimer

The information, methodologies, data and opinions contained or reflected herein are proprietary of Sustainalytics and/or third parties, intended for internal, non-commercial use, and may not be copied, distributed or used in any way, including via citation, unless otherwise explicitly agreed in writing. They are provided for informational purposes only and (1) do not constitute investment advice; (2) cannot be interpreted as an offer or indication to buy or sell securities, to select a project or make any kind of business transactions; (3) do not represent an assessment of the issuer's economic performance, financial obligations nor of its creditworthiness; (4) are not a substitute for a professional advice; (5) past performance is no guarantee of future results. These are based on information made available by third parties, subject to continuous change and therefore are not warranted as to their merchantability, completeness, accuracy or fitness for a particular purpose. The information and data are provided "as is" and reflect Sustainalytics' opinion at the date of their elaboration and publication. Sustainalytics nor any of its third-party suppliers accept any liability for damage arising from the use of the information, data or opinions contained herein, in any manner whatsoever, except where explicitly required by law. Any reference to third party names is for appropriate acknowledgement of their ownership and does not constitute a sponsorship or endorsement by such owner. Insofar as applicable, researched companies referred herein may have a relationship with different Sustainalytics' business units. Sustainalytics has put in place adequate measures to safeguard the objectivity and independence of its opinions. For more information, contact compliance@sustainalytics.com.

Bloomberg disclaimer

Bloomberg or Bloomberg's licensors own all proprietary rights in the Bloomberg Indices. Neither Bloomberg nor Bloomberg's licensors approves or endorses this material, or guarantees the accuracy or completeness of any information herein, or makes any warranty, express or implied, as to the results to be obtained therefrom and, to the maximum extent allowed by law, neither shall have any liability or responsibility for injury or damages arising in connection therewith.

Disclaimer

This document has been issued by Robeco Institutional Asset Management B.V. (Robeco). The information contained in this publication is based upon sources of information believed to be reliable. Robeco is not answerable for the accuracy or completeness of the facts, opinions, expectations and results referred to therein. Whilst every care has been taken in the preparation of this publication, we do not accept any responsibility for damage of any kind resulting from incorrect or incomplete information. This publication is subject to change without notice.

Important information

Risk factors you should consider before investing: Markets: The value of investments and the income from them can go down as well as up and you may get back less than the amount invested. Exchange Rates: Investing globally can bring additional returns and diversify risk. However, currency exchange rate fluctuations may have a positive or negative impact on the value of your investment. Country : Less developed countries may face more political, economic or structural challenges than developed countries. This may mean your money is at greater risk. The risks outlined might be particularly relevant to this fund and should always be read in conjunction with all warnings and comments given in the prospectus and KIID for the fund. Other important information: The fund constitutes a recognised scheme under section 264 of the Financial Services and Markets Act. Nothing herein constitutes investment, legal, tax or other advice and is not to be relied upon in making an investment or other decision. No recommendation is made, positive or otherwise, regarding individual securities mentioned. You should seek professional advice before making any investment decisions. This is not an invitation to subscribe for shares in the Fund and is by way of information only. Subscriptions will only be received and shares issued on the basis of the current Prospectus, relevant Key Investor Information Document (KIID) and other supplementary information for the Fund. These can be obtained free of charge from Northern Trust Global Serviced Limited, 50 Bank Street, Canary Wharf, London E14 5NT or from our website www.robeco.com. The ongoing charges mentioned in this publication express the operational costs including management fee, service fee, tax d'abonnement, depositary fee and bank charges and is the one stated in the fund's latest annual report at closing date. Robeco Institutional Asset Management B.V., Rotterdam (Trade Register no. 24123167) is registered with the Netherlands Authority for the Financial Markets in Amsterdam and subject to limited regulation in the UK by the Financial Conduct Authority. Details about the extent of our regulation by the Financial Conduct Authority are available from us on request. Unless otherwise stated, performances are i) net of fees based on transaction prices and ii) with dividends reinvested.